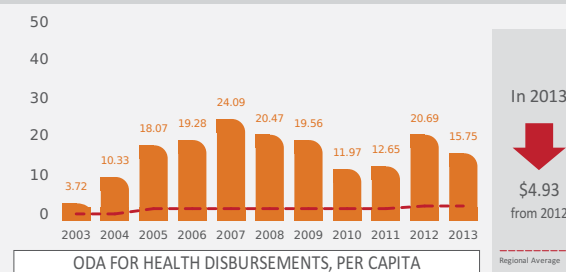
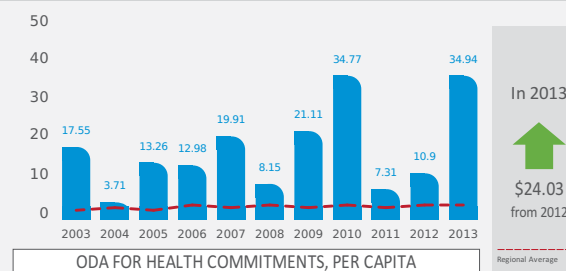
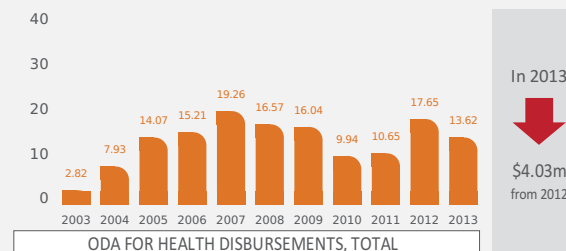
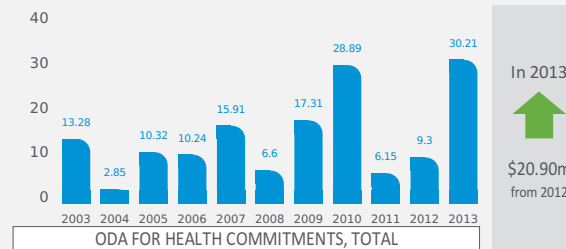


ODA Health Disbursements from 2003 to 2013 increased by 384%. In 2013 MDG6 accounted for 48% of all disbursements. It was 38% in year 2003.

	2003	2004	2005	2006	2007	2008	2009	2010	2011	2012	2013
Population as of 30 June (Millions)	0.76	0.77	0.78	0.79	0.80	0.81	0.82	0.83	0.84	0.85	0.86
Commitments TOTAL ODA (Million constant 2013 US\$)	117.59	62.03	90.80	88.14	139.52	142.40	148.40	176.93	159.15	272.25	323.93
Disbursements TOTAL ODA (Million constant 2013 US\$)	94.51	73.41	73.73	81.25	111.07	122.30	160.24	139.86	151.58	162.29	159.06
ODA for Health Commitments (Million constant 2013 US\$)	13.28	2.85	10.32	10.24	15.91	6.60	17.31	28.89	6.15	9.30	30.21
ODA for Health Disbursements (Million constant 2013 US\$)	2.82	7.93	14.07	15.21	19.26	16.57	16.04	9.94	10.65	17.65	13.62
RATIO Health/Total ODA Commitments	0.11	0.05	0.11	0.12	0.11	0.05	0.12	0.16	0.04	0.03	0.09
RATIO Health/Total ODA Disbursements	0.03	0.11	0.19	0.19	0.17	0.14	0.10	0.07	0.07	0.11	0.09
Health Commitments per Capita (constant 2013 US\$)	17.55	3.71	13.26	12.98	19.91	8.15	21.11	34.77	7.31	10.90	34.94
Health Disbursements per Capita (constant 2013 US\$)	3.72	10.33	18.07	19.28	24.09	20.47	19.56	11.97	12.65	20.69	15.75
Regional Avg Health Commitments per Capita (const. 2013 US\$)	1.82	2.35	2.04	3.02	2.59	3.22	2.68	2.81	2.38	3.42	3.11
Regional Avg Health Disbursements per Capita (const. 2013 US\$)	0.83	1.32	2.53	2.60	2.55	2.36	2.46	2.76	2.43	2.88	3.40
Total Expenditure on Health (curr US\$ p.c.)	51.70	58.84	65.83	68.82	81.97	97.58	105.83	118.80	126.95	138.66	137.36
General Government Expenditure on Health (curr US\$ p.c.)	34.64	40.03	45.07	45.90	56.67	69.64	75.01	68.82	72.84	82.81	82.45
Private Expenditure on Health (curr US\$ p.c.)	17.07	18.82	20.76	22.92	25.30	27.94	30.82	49.98	54.10	55.85	54.91



Purpose of Allocation of ODA for Health

	2003	2004	2005	2006	2007	2008	2009	2010	2011	2012	2013
COMMITMENTS											
Health Policy & Admin Management	7.01	2.18	0.12	0.60	0.51	0.43	1.28	0.24	0.74	0.92	6.87
MDG6 (Control of HIV/AIDs, TB, Malaria and other diseases)	5.73	0.12	8.96	0.10	13.86	1.33	1.46	5.98	2.18	2.14	12.53
Other Health Purposes	0.21	0.24	0.80	9.10	0.43	3.94	12.62	21.87	2.37	5.63	9.21
Reproductive Health & Family Planning	0.32	0.31	0.44	0.45	1.11	0.90	1.95	0.80	0.87	0.61	1.60
Grand Total	13.28	2.85	10.32	10.24	15.91	6.60	17.31	28.89	6.15	9.30	30.21
DISBURSEMENTS											
Health Policy & Admin Management	0.31	2.66	2.28	1.21	1.07	0.67	0.58	1.35	2.17	1.49	1.11
MDG6 (Control of HIV/AIDs, TB, Malaria and other diseases)	1.07	1.27	5.92	5.32	8.04	7.02	1.69	2.87	3.62	2.05	6.59
Other Health Purposes	1.03	3.31	5.11	7.70	9.15	7.90	12.15	4.81	3.78	12.70	5.21
Reproductive Health & Family Planning	0.41	0.67	0.76	0.98	0.99	0.99	1.62	0.92	1.08	1.40	0.71
Grand Total	2.82	7.93	14.07	15.21	19.26	16.57	16.04	9.94	10.65	17.65	13.62

