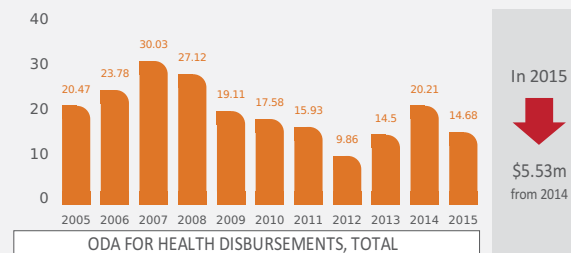
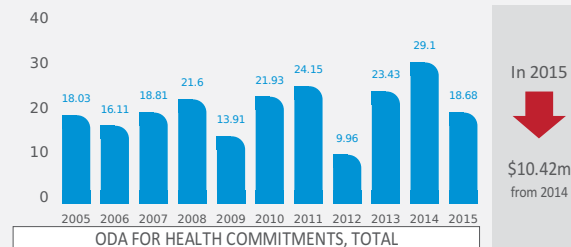


ODA Health Disbursements from 2005 to 2015 decreased by 28%. In 2015 MDG6 accounted for 39% of all disbursements. It was 26% in year 2005.

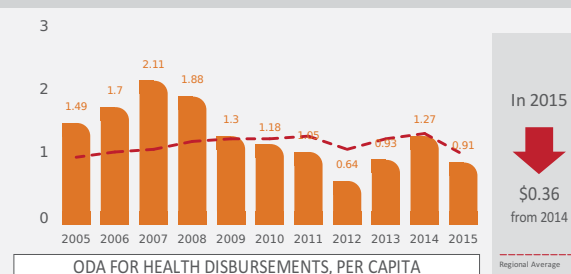
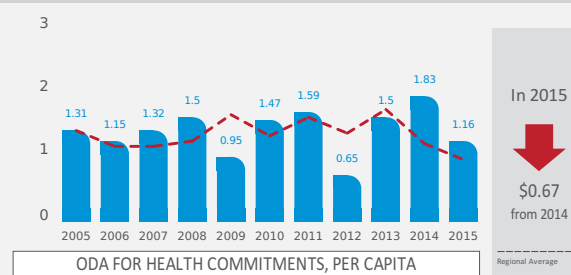
	2005	2006	2007	2008	2009	2010	2011	2012	2013	2014	2015
Population as at 30 June (Millions)	13.74	13.97	14.21	14.45	14.69	14.93	15.18	15.42	15.66	15.90	16.14
Commitments TOTAL ODA (Million Constant 2015 US\$)	238.76	289.09	280.48	237.30	249.01	241.16	210.33	338.47	177.24	174.41	656.36
Disbursements TOTAL ODA (Million Constant 2015 US\$)	287.01	266.73	243.65	276.32	247.06	222.55	226.95	205.97	202.66	205.78	386.01
ODA for Health Commitments (Million Constant 2015 US\$)	18.03	16.11	18.81	21.60	13.91	21.93	24.15	9.96	23.43	29.10	18.68
ODA for Health Disbursements (Million Constant 2015 US\$)	20.47	23.78	30.03	27.12	19.11	17.58	15.93	9.86	14.50	20.21	14.68
RATIO Health/Total ODA Commitments	0.08	0.06	0.07	0.09	0.06	0.09	0.11	0.03	0.13	0.17	0.03
RATIO Health/Total ODA Disbursements	0.07	0.09	0.12	0.10	0.08	0.08	0.07	0.05	0.07	0.10	0.04
Health Commitments per Capita (const. 2015 US\$)	1.31	1.15	1.32	1.50	0.95	1.47	1.59	0.65	1.50	1.83	1.16
Health Disbursements per Capita (const. 2015 US\$)	1.49	1.70	2.11	1.88	1.30	1.18	1.05	0.64	0.93	1.27	0.91
Regional avg Health Commitments per Capita (const. 2015 US\$)	1.39	1.16	1.15	1.24	1.62	1.32	1.61	1.33	1.72	1.17	0.93
Regional avg Health Disbursements per Capita (const. 2015 US\$)	1.00	1.09	1.14	1.26	1.30	1.31	1.34	1.15	1.33	1.40	1.04
Current Health Expenditure p.c. in current US\$	168.58	190.57	210.56	259.85	282.96	350.18	405.61	477.85	518.39	555.87	530.11
Domestic General Govt. Health Expenditure p.c. in current US\$	50.85	60.90	80.11	97.70	112.98	148.68	194.70	238.34	266.57	290.98	263.28
Domestic Private Health Expenditure p.c. in current US\$	116.70	127.86	128.44	160.12	168.30	196.57	209.67	238.25	251.19	263.17	264.72
External Health Expenditure p.c. in current US\$	1.02	1.81	2.01	2.03	1.68	4.94	1.24	1.26	0.63	1.72	2.10



Purpose of Allocation of ODA for Health

COMMITMENTS	2005	2006	2007	2008	2009	2010	2011	2012	2013	2014	2015
Health Policy & Admin Management	0.92	1.61	0.64	0.94	1.08	1.44	17.98	1.54	1.00	0.98	0.66
MDG6 (Control of HIV/AIDs, TB, Malaria and other diseases)	10.32	6.49	7.74	8.76	8.64	13.97	1.18	2.22	18.91	0.69	0.85
Other Health Purposes	5.19	6.49	8.43	8.38	3.07	5.78	4.58	4.45	2.83	26.69	16.81
Reproductive Health & Family Planning	1.61	1.53	2.00	3.53	1.12	0.74	0.41	1.74	0.68	0.73	0.36
Grand Total	18.03	16.11	18.81	21.60	13.91	21.93	24.15	9.96	23.43	29.10	18.68

DISBURSEMENTS	2005	2006	2007	2008	2009	2010	2011	2012	2013	2014	2015
Health Policy & Admin Management	0.90	1.60	0.64	1.23	1.20	1.17	1.94	1.61	2.59	5.95	5.63
MDG6 (Control of HIV/AIDs, TB, Malaria and other diseases)	5.41	8.98	8.78	7.18	8.68	9.29	8.49	4.17	7.85	6.62	5.78
Other Health Purposes	12.56	11.72	19.18	16.67	6.07	6.04	5.02	2.80	3.23	6.62	2.78
Reproductive Health & Family Planning	1.60	1.48	1.43	2.04	3.16	1.08	0.48	1.29	0.83	1.03	0.49
Grand Total	20.47	23.78	30.03	27.12	19.11	17.58	15.93	9.86	14.50	20.21	14.68



In the period 2014-2015 the total amount of US\$ Million **34.89** was disbursed from donors for implementation in **164** different transfers

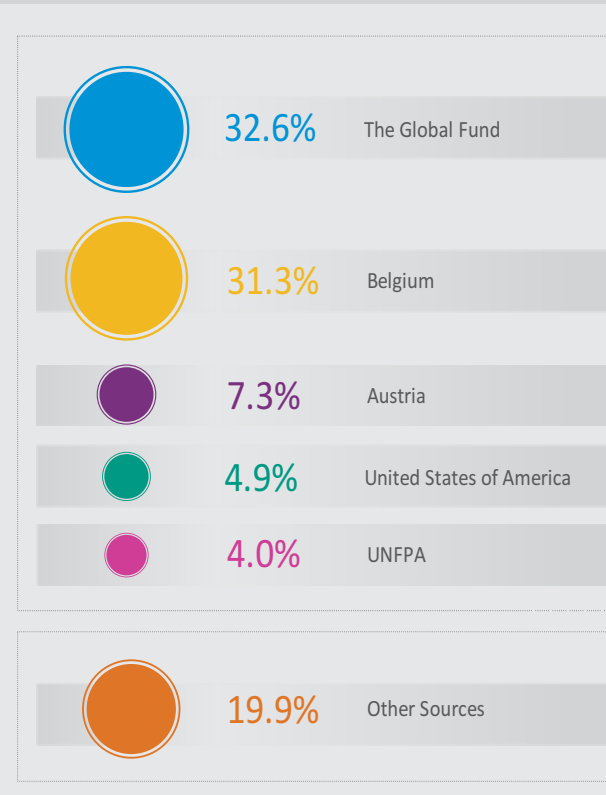
HOW MUCH DONORS DISBURSED IN 2014-2015

Bilateral	Number of Disbursements	Total
Austria	3	2.55
Belgium	10	10.93
Canada	8	0.08
France	5	0.15
Germany	5	0.64
Ireland	1	0.02
Italy	15	0.64
Japan	12	1.38
Norway	4	0.62
Republic of Korea	13	1.21
Spain	16	0.51
United States of America	8	1.71
TOTAL	100	20.43

Multilateral/Foundation	Number of Disbursements	Total
BMGF	2	0.08
IDB Sp.Fund	7	1.16
The Global Fund	8	11.36
UNAIDS	3	0.02
UNFPA	39	1.40
UNICEF	5	0.44
TOTAL	64	14.46

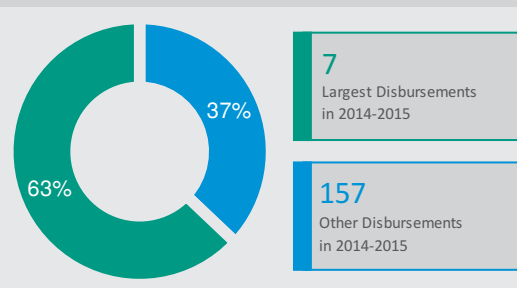
ACRONYMS: AfDB - African Development Bank; AfDF - African Development Fund; AFRO - WHO African Region; AMRO - WHO Region of the Americas; Arab Fund (AFESD) - Arab Fund for Economic and Social Development; AsDB Special Funds - Asian Development Bank; BADEA - Banque Arabe de Développement Economique en Afrique; BMGF - Bill & Melinda Gates Foundation; CEB - Council of Europe Development Bank; EMRO - WHO Eastern Mediterranean Region; EU Institutions - European Commission, European Community; EURO - WHO European Region; GAVI - Global Alliance for Vaccines and Immunization; IDA - International Development Association (World Bank); IDB Sp.Fund - Inter-American Development Bank, Special Fund; MDG - Millennium Development Goals; OFID - OPEC Fund for International Development; SEARO - WHO South East Asia Region; The Global Fund - The Global Fund to Fight AIDS, Tuberculosis and Malaria; UN - United Nations; UNAIDS - Joint United Nations Programme on HIV/AIDS; UNDP - United Nations Development Programme; UNFPA - United Nations Population Fund; UNICEF - United Nations Children's Fund; UNPBF - United Nations Peacebuilding Fund; UNRWA - United Nation Food and Relief Agency; WFP - World Food Programme; WHO - World Health Organization; WPRO - WHO Western Pacific Region

5 LARGEST SOURCES OF DISBURSEMENTS FOR HEALTH IN 2014-2015



7 largest SINGLE disbursements in 2014-2015

\$5.08m	2014	BELGIUM	Health policy & administrative management
\$4.84m	2015	BELGIUM	Health policy & administrative management
\$4.42m	2015	THE GLOBAL FUND	Std control including hiv/aids
\$4.31m	2014	THE GLOBAL FUND	Std control including hiv/aids
\$1.74m	2014	AUSTRIA	Basic health infrastructure
\$0.82m	2015	THE GLOBAL FUND	Tuberculosis control
\$0.80m	2014	AUSTRIA	Medical services



SOURCE: This information was extracted on 10/01/2018 from the Creditor Reporting System (CRS) database maintained by the Organization for Economic Co-operation and Development (OECD), Statistics Department.

DEFINITIONS: CRS financial data presented here are commitments and disbursements. A commitment is a firm written obligation by a government or official agency, backed by the appropriation or availability of the necessary funds, to provide resources of a specified amount under specified financial terms and conditions and for specified development purposes. A disbursement is the release of funds to, or the purchase of goods or services for, a recipient; by extension, the amount thus spent. Disbursements record the actual international transfer of financial resources, or of goods or services valued at the cost to the donor. It can take several years to disburse a commitment. Yearly commitments and disbursements are presented in constant 2015 US\$ to ensure comparability over years. ODA for health volumes are also presented in US\$ per capita per year and according to allocation (i.e. policy purpose). Policy purposes used here are based on the original CRS statistical purpose codes, but have been aggregated to reflect, as far as possible, global health development benchmarks (i.e. MDG6; Reproductive Health & Family Planning).