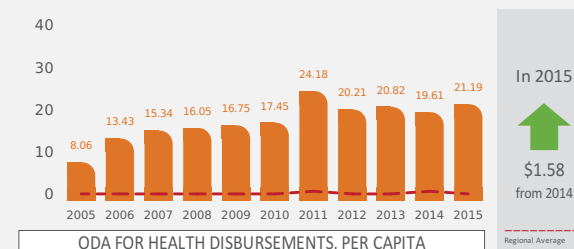
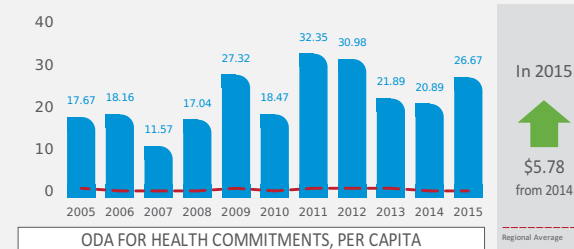
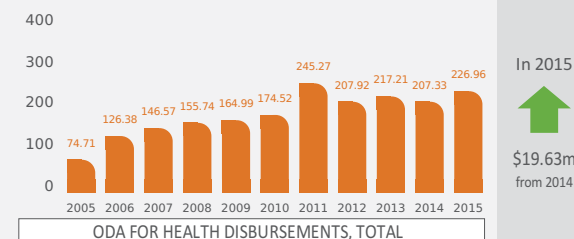
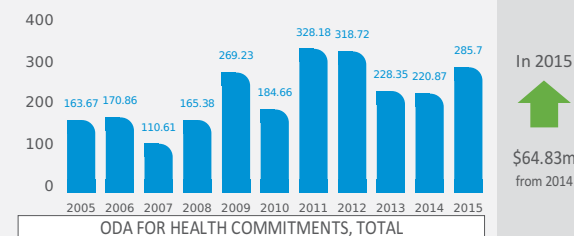


ODA Health Disbursements from 2005 to 2015 increased by 204%. In 2015 MDG6 accounted for 50% of all disbursements. It was 56% in year 2005.

	2005	2006	2007	2008	2009	2010	2011	2012	2013	2014	2015
Population as at 30 June (Millions)	9.26	9.41	9.56	9.71	9.85	10.00	10.15	10.29	10.43	10.57	10.71
Commitments TOTAL ODA (Million Constant 2015 US\$)	1,052.81	671.47	701.58	891.98	1,401.48	3,508.06	1,785.72	1,368.63	1,117.05	915.23	1,139.19
Disbursements TOTAL ODA (Million Constant 2015 US\$)	500.09	564.76	597.16	756.34	1,459.04	3,695.47	1,544.57	1,185.04	1,053.30	968.95	1,054.22
ODA for Health Commitments (Million Constant 2015 US\$)	163.67	170.86	110.61	165.38	269.23	184.66	328.18	318.72	228.35	220.87	285.70
ODA for Health Disbursements (Million Constant 2015 US\$)	74.71	126.38	146.57	155.74	164.99	174.52	245.27	207.92	217.21	207.33	226.96
RATIO Health/Total ODA Commitments	0.16	0.25	0.16	0.19	0.19	0.05	0.18	0.23	0.20	0.24	0.25
RATIO Health/Total ODA Disbursements	0.15	0.22	0.25	0.21	0.11	0.05	0.16	0.18	0.21	0.21	0.22
Health Commitments per Capita (const. 2015 US\$)	17.67	18.16	11.57	17.04	27.32	18.47	32.35	30.98	21.89	20.89	26.67
Health Disbursements per Capita (const. 2015 US\$)	8.06	13.43	15.34	16.05	16.75	17.45	24.18	20.21	20.82	19.61	21.19
Regional avg Health Commitments per Capita (const. 2015 US\$)	1.39	1.16	1.15	1.24	1.62	1.32	1.61	1.33	1.72	1.17	0.93
Regional avg Health Disbursements per Capita (const. 2015 US\$)	1.00	1.09	1.14	1.26	1.30	1.31	1.34	1.15	1.33	1.40	1.04
Current Health Expenditure p.c. in current US\$	24.71	28.52	42.38	50.56	57.32	68.53	78.38	76.69	58.19	58.96	53.57
Domestic General Gvt. Health Expenditure p.c. in current US\$	2.64	2.37	3.78	4.68	3.79	3.87	5.38	5.90	6.74	5.97	5.72
Domestic Private Health Expenditure p.c. in current US\$	13.05	14.18	17.04	20.90	21.57	21.76	21.26	22.83	23.64	24.01	21.67
External Health Expenditure p.c. in current US\$	9.02	11.97	21.55	24.98	31.96	42.90	51.74	47.96	27.81	28.97	26.18



### Purpose of Allocation of ODA for Health

COMMITMENTS	2005	2006	2007	2008	2009	2010	2011	2012	2013	2014	2015
Health Policy & Admin Management	1.33	18.09	1.18	1.19	2.03	28.96	10.69	4.10	3.31	3.12	3.86
MDG6 (Control of HIV/AIDs, TB, Malaria and other diseases)	106.86	107.28	80.19	110.33	236.61	119.23	229.00	120.76	117.17	170.95	162.54
Other Health Purposes	23.37	7.14	1.50	32.36	10.86	18.27	68.10	151.64	76.73	24.68	43.38
Reproductive Health & Family Planning	32.10	38.34	27.74	21.49	19.72	18.20	20.40	42.22	31.13	22.12	75.92
<b>Grand Total</b>	<b>163.67</b>	<b>170.86</b>	<b>110.61</b>	<b>165.38</b>	<b>269.23</b>	<b>184.66</b>	<b>328.18</b>	<b>318.72</b>	<b>228.35</b>	<b>220.87</b>	<b>285.70</b>

DISBURSEMENTS	2005	2006	2007	2008	2009	2010	2011	2012	2013	2014	2015
Health Policy & Admin Management	1.75	1.65	3.68	2.82	9.82	7.92	23.95	8.00	4.35	3.65	3.95
MDG6 (Control of HIV/AIDs, TB, Malaria and other diseases)	41.64	89.56	98.55	111.12	126.07	129.95	164.62	133.63	129.25	144.27	113.78
Other Health Purposes	7.78	12.08	6.24	17.89	10.82	13.83	34.94	32.23	48.81	32.54	53.85
Reproductive Health & Family Planning	23.54	23.08	38.11	23.92	18.28	22.81	21.76	34.06	34.80	26.87	55.38
<b>Grand Total</b>	<b>74.71</b>	<b>126.38</b>	<b>146.57</b>	<b>155.74</b>	<b>164.99</b>	<b>174.52</b>	<b>245.27</b>	<b>207.92</b>	<b>217.21</b>	<b>207.33</b>	<b>226.96</b>

In the period 2014-2015 the total amount of US\$ Million **434.29** was disbursed from donors for implementation in **494** different transfers

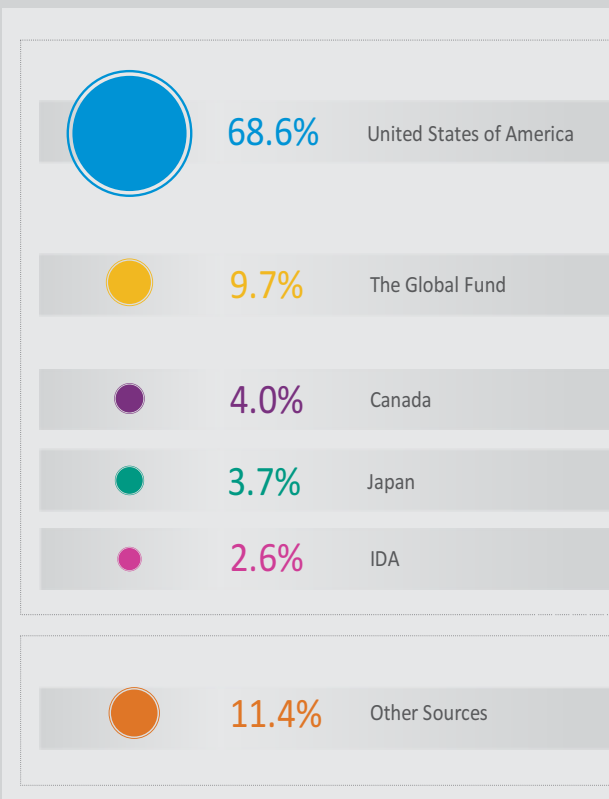
### HOW MUCH DONORS DISBURSED IN 2014-2015

Bilateral	Number of Disbursements	Total
Austria	2	0.07
Belgium	5	1.63
Canada	66	17.53
France	25	10.24
Germany	11	0.96
Ireland	1	0.02
Italy	5	0.04
Japan	17	16.07
Kuwait (KFAED)	1	0.60
Luxembourg	2	0.09
Norway	4	1.32
Republic of Korea	1	0.01
Spain	17	0.64
Sweden	2	0.11
Switzerland	1	0.01
United Kingdom	2	2.99
United States of America	183	297.99
<b>TOTAL</b>	<b>345</b>	<b>350.32</b>

Multilateral/Foundation	Number of Disbursements	Total
<b>BMGF</b>	<b>10</b>	<b>7.36</b>
EU Institutions	8	2.62
GAVI	11	9.02
IDA	7	11.08
IDB Sp.Fund	2	0.49
The Global Fund	7	42.03
UNAIDS	12	1.06
UNFPA	58	5.46
UNICEF	30	3.47
WFP	4	1.38
<b>TOTAL</b>	<b>149</b>	<b>83.97</b>

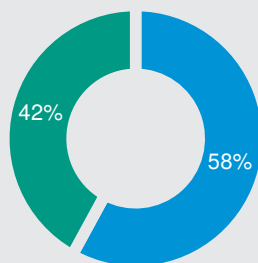
**ACRONYMS:** AfDB - African Development Bank; AfDF - African Development Fund; AFRO - WHO African Region; AMRO - WHO Region of the Americas; Arab Fund (AFESD) - Arab Fund for Economic and Social Development; AsDB Special Funds - Asian Development Bank; BADEA - Banque Arabe de Développement Economique en Afrique; BMGF - Bill & Melinda Gates Foundation; CEB - Council of Europe Development Bank; EMRO - WHO Eastern Mediterranean Region; EU Institutions - European Commission, European Community; EURO - WHO European Region; GAVI - Global Alliance for Vaccines and Immunization; IDA - International Development Association (World Bank); IDB Sp.Fund - Inter-American Development Bank, Special Fund; MDG - Millennium Development Goals; OFID - OPEC Fund for International Development; SEARO - WHO South East Asia Region; The Global Fund - The Global Fund to Fight AIDS, Tuberculosis and Malaria; UN - United Nations; UNAIDS - Joint United Nations Programme on HIV/AIDS; UNDP - United Nations Development Programme; UNFPA - United Nations Population Fund; UNICEF - United Nations Children's Fund; UNPBF - United Nations Peacebuilding Fund; UNRWA - United Nation Food and Relief Agency; WFP - World Food Programme; WHO - World Health Organization; WPRO - WHO Western Pacific Region

### 5 LARGEST SOURCES OF DISBURSEMENTS FOR HEALTH IN 2014-2015



### 7 largest SINGLE disbursements in 2014-2015

\$74.79m	2014	UNITED STATES OF AMERICA	Std control including hiv/aids
\$56.45m	2015	UNITED STATES OF AMERICA	Std control including hiv/aids
\$15.25m	2014	THE GLOBAL FUND	Std control including hiv/aids
\$15.16m	2014	UNITED STATES OF AMERICA	Std control including hiv/aids
\$7.28m	2015	UNITED STATES OF AMERICA	Reproductive health care
\$7.07m	2015	JAPAN	Basic health infrastructure
\$6.22m	2015	THE GLOBAL FUND	Std control including hiv/aids



**7**  
Largest Disbursements  
in 2014-2015

**487**  
Other Disbursements  
in 2014-2015

**SOURCE:** This information was extracted on 10/01/2018 from the Creditor Reporting System (CRS) database maintained by the Organization for Economic Co-operation and Development (OECD), Statistics Department.

**DEFINITIONS:** CRS financial data presented here are commitments and disbursements. A commitment is a firm written obligation by a government or official agency, backed by the appropriation or availability of the necessary funds, to provide resources of a specified amount under specified financial terms and conditions and for specified development purposes. A disbursement is the release of funds to, or the purchase of goods or services for, a recipient; by extension, the amount thus spent. Disbursements record the actual international transfer of financial resources, or of goods or services valued at the cost to the donor. It can take several years to disburse a commitment. Yearly commitments and disbursements are presented in constant 2015 US\$ to ensure comparability over years. ODA for health volumes are also presented in US\$ per capita per year and according to allocation (i.e. policy purpose). Policy purposes used here are based on the original CRS statistical purpose codes, but have been aggregated to reflect, as far as possible, global health development benchmarks (i.e. MDG6; Reproductive Health & Family Planning).