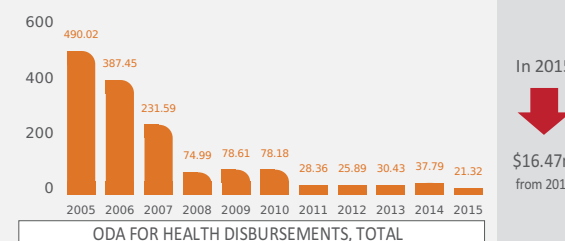
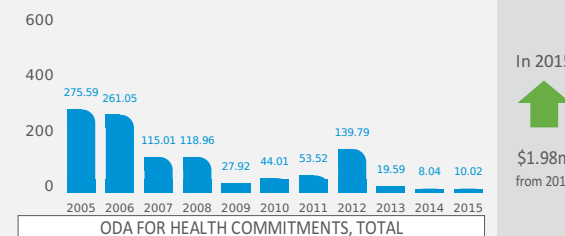


ODA Health Disbursements from 2005 to 2015 decreased by 96%. In 2015 MDG6 accounted for 38% of all disbursements. It was 0% in year 2005.

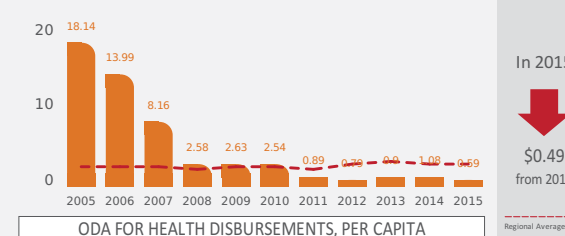
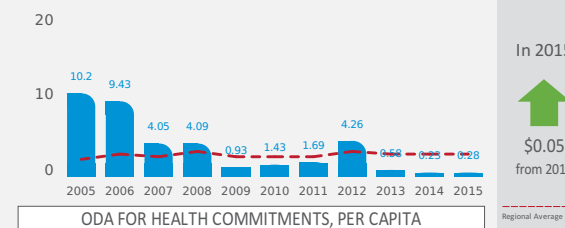
	2005	2006	2007	2008	2009	2010	2011	2012	2013	2014	2015
Population as at 30 June (Millions)	27.01	27.70	28.39	29.11	29.89	30.76	31.73	32.78	33.88	35.01	36.12
Commitments TOTAL ODA (Million Constant 2015 US\$)	21,929.07	9,001.70	9,280.12	11,534.40	3,141.70	2,123.26	1,566.60	1,508.06	822.40	1,229.83	2,134.61
Disbursements TOTAL ODA (Million Constant 2015 US\$)	23,661.70	9,477.14	9,212.69	9,269.70	2,935.25	2,206.44	1,814.82	1,155.15	1,371.51	1,218.16	1,488.60
ODA for Health Commitments (Million Constant 2015 US\$)	275.59	261.05	115.01	118.96	27.92	44.01	53.52	139.79	19.59	8.04	10.02
ODA for Health Disbursements (Million Constant 2015 US\$)	490.02	387.45	231.59	74.99	78.61	78.18	28.36	25.89	30.43	37.79	21.32
RATIO Health/Total ODA Commitments	0.01	0.03	0.01	0.01	0.01	0.02	0.03	0.09	0.02	0.01	0.00
RATIO Health/Total ODA Disbursements	0.02	0.04	0.03	0.01	0.03	0.04	0.02	0.02	0.02	0.03	0.01
Health Commitments per Capita (const. 2015 US\$)	10.20	9.43	4.05	4.09	0.93	1.43	1.69	4.26	0.58	0.23	0.28
Health Disbursements per Capita (const. 2015 US\$)	18.14	13.99	8.16	2.58	2.63	2.54	0.89	0.79	0.90	1.08	0.59
Regional avg Health Commitments per Capita (const. 2015 US\$)	1.93	2.82	2.41	2.91	2.41	2.39	2.39	3.19	2.84	2.65	2.78
Regional avg Health Disbursements per Capita (const. 2015 US\$)	2.42	2.44	2.38	2.15	2.23	2.52	2.17	2.60	3.03	2.66	2.86
Current Health Expenditure p.c. in current US\$	53.59	56.68	97.21	129.70	163.15	145.46	163.42	178.94	194.78	186.88	154.48
Domestic General Govt. Health Expenditure p.c. in current US\$	37.37	37.64	63.76	101.73	126.58	107.46	122.30	67.11	79.38	69.54	35.90
Domestic Private Health Expenditure p.c. in current US\$	16.22	19.04	29.76	27.96	36.57	38.00	41.11	110.51	113.97	115.95	118.16
External Health Expenditure p.c. in current US\$	-	-	3.69	-	-	-	0.01	1.32	1.43	1.38	0.42



Purpose of Allocation of ODA for Health

COMMITMENTS	2005	2006	2007	2008	2009	2010	2011	2012	2013	2014	2015
Health Policy & Admin Management	2.60	1.66	1.89	1.46	1.50	17.09	5.21	2.07	6.24	3.32	1.42
MDG6 (Control of HIV/AIDs, TB, Malaria and other diseases)	0.21	0.11	6.80	0.29	0.11	15.09	0.18	14.54	9.62	1.77	2.40
Other Health Purposes	272.01	258.46	105.65	116.97	25.68	10.81	23.62	103.81	2.78	2.37	6.13
Reproductive Health & Family Planning	0.77	0.83	0.67	0.24	0.63	1.02	24.51	19.36	0.95	0.57	0.07
Grand Total	275.59	261.05	115.01	118.96	27.92	44.01	53.52	139.79	19.59	8.04	10.02

DISBURSEMENTS	2005	2006	2007	2008	2009	2010	2011	2012	2013	2014	2015
Health Policy & Admin Management	2.58	1.65	1.88	1.36	1.50	16.19	6.08	5.07	3.41	3.01	2.08
MDG6 (Control of HIV/AIDs, TB, Malaria and other diseases)	0.19	0.12	3.67	3.20	0.10	9.93	3.81	2.51	4.05	3.91	8.04
Other Health Purposes	486.47	384.85	225.41	70.16	76.38	51.04	17.17	5.02	19.39	12.24	7.85
Reproductive Health & Family Planning	0.77	0.83	0.63	0.27	0.63	1.02	1.30	13.29	3.57	18.63	3.34
Grand Total	490.02	387.45	231.59	74.99	78.61	78.18	28.36	25.89	30.43	37.79	21.32

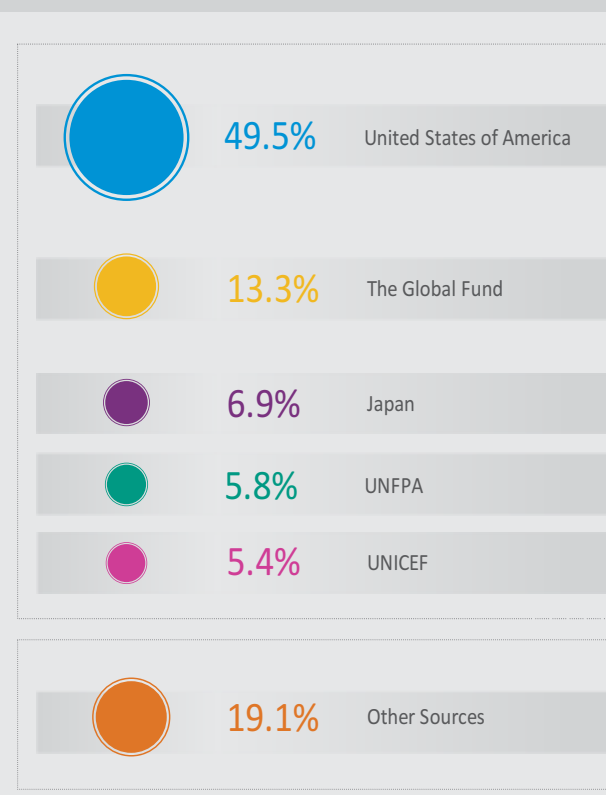


In the period 2014-2015 the total amount of US\$ Million 59.11 was disbursed from donors for implementation in 215 different transfers

HOW MUCH DONORS DISBURSED IN 2014-2015

Bilateral	Number of Disbursements	Total	Multilateral/Foundation	Number of Disbursements	Total
Austria	1	0.02	BMGF	5	1.54
Canada	1	0.02	The Global Fund	2	7.87
France	2	0.07	UNFPA	96	3.44
Germany	8	2.25	UNICEF	15	3.18
Italy	12	2.10	WHO	33	1.75
Japan	20	4.06			
Luxembourg	2	0.44			
Norway	4	1.37			
Republic of Korea	4	1.58			
Spain	2	0.02			
United Arab Emirates	1	0.17			
United States of America	7	29.25			
TOTAL	64	41.33	TOTAL	151	17.77

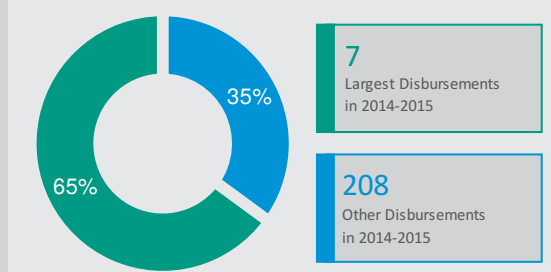
5 LARGEST SOURCES OF DISBURSEMENTS FOR HEALTH IN 2014-2015



ACRONYMS: AfDB - African Development Bank; AfDF - African Development Fund; AFRO - WHO African Region; AMRO - WHO Region of the Americas; Arab Fund (AFESD) - Arab Fund for Economic and Social Development; AsDB Special Funds - Asian Development Bank; BADEA - Banque Arabe de Développement Economique en Afrique; BMGF - Bill & Melinda Gates Foundation; CEB - Council of Europe Development Bank; EMRO - WHO Eastern Mediterranean Region; EU Institutions - European Commission, European Community; EURO - WHO European Region; GAVI - Global Alliance for Vaccines and Immunization; IDA - International Development Association (World Bank); IDB Sp.Fund - Inter-American Development Bank, Special Fund; MDG - Millennium Development Goals; OFID - OPEC Fund for International Development; SEARO - WHO South East Asia Region; The Global Fund - The Global Fund to Fight AIDS, Tuberculosis and Malaria; UN - United Nations; UNAIDS - Joint United Nations Programme on HIV/AIDS; UNDP - United Nations Development Programme; UNFPA - United Nations Population Fund; UNICEF - United Nations Children's Fund; UNPBF - United Nations Peacebuilding Fund; UNRWA - United Nation Food and Relief Agency; WFP - World Food Programme; WHO - World Health Organization; WPRO - WHO Western Pacific Region

7 largest SINGLE disbursements in 2014-2015

\$10.47m	2014	UNITED STATES OF AMERICA	Reproductive health care
\$7.77m	2014	UNITED STATES OF AMERICA	Basic health care
\$7.58m	2014	UNITED STATES OF AMERICA	Family planning
\$5.73m	2015	THE GLOBAL FUND	Tuberculosis control
\$3.02m	2015	UNITED STATES OF AMERICA	Reproductive health care
\$2.14m	2014	THE GLOBAL FUND	Tuberculosis control
\$1.67m	2014	JAPAN	Medical services



SOURCE: This information was extracted on 10/01/2018 from the Creditor Reporting System (CRS) database maintained by the Organization for Economic Co-operation and Development (OECD), Statistics Department.

DEFINITIONS: CRS financial data presented here are commitments and disbursements. A commitment is a firm written obligation by a government or official agency, backed by the appropriation or availability of the necessary funds, to provide resources of a specified amount under specified financial terms and conditions and for specified development purposes. A disbursement is the release of funds to, or the purchase of goods or services for, a recipient; by extension, the amount thus spent. Disbursements record the actual international transfer of financial resources, or of goods or services valued at the cost to the donor. It can take several years to disburse a commitment. Yearly commitments and disbursements are presented in constant 2015 US\$ to ensure comparability over years. ODA for health volumes are also presented in US\$ per capita per year and according to allocation (i.e. policy purpose). Policy purposes used here are based on the original CRS statistical purpose codes, but have been aggregated to reflect, as far as possible, global health development benchmarks (i.e. MDG6; Reproductive Health & Family Planning).