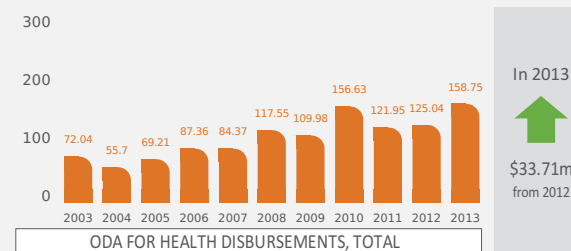
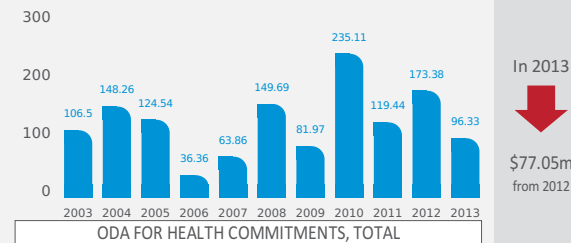


ODA Health Disbursements from 2003 to 2013 increased by **120%**. In 2013 **Other Health Purposes** accounted for **47%** of all disbursements. It was **25%** in year 2003.

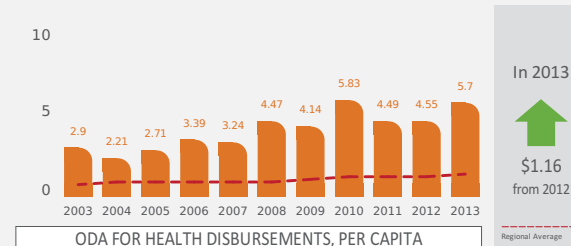
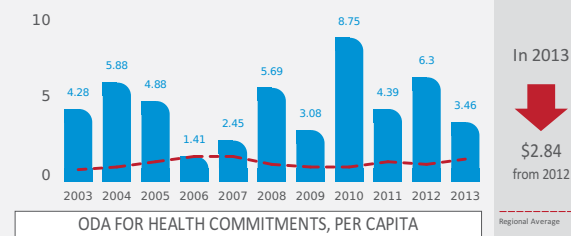
	2003	2004	2005	2006	2007	2008	2009	2010	2011	2012	2013
Population as of 30 June (Millions)	24.87	25.20	25.51	25.79	26.06	26.33	26.59	26.88	27.18	27.50	27.83
Commitments TOTAL ODA (Million constant 2013 US\$)	731.95	899.86	598.13	616.99	884.18	767.59	1,068.38	1,230.19	1,128.12	1,255.20	1,733.03
Disbursements TOTAL ODA (Million constant 2013 US\$)	570.74	476.26	482.30	550.54	584.03	759.36	813.32	989.87	1,009.78	922.53	1,031.88
ODA for Health Commitments (Million constant 2013 US\$)	106.50	148.26	124.54	36.36	63.86	149.69	81.97	235.11	119.44	173.38	96.33
ODA for Health Disbursements (Million constant 2013 US\$)	72.04	55.70	69.21	87.36	84.37	117.55	109.98	156.63	121.95	125.04	158.75
RATIO Health/Total ODA Commitments	0.15	0.16	0.21	0.06	0.07	0.20	0.08	0.19	0.11	0.14	0.06
RATIO Health/Total ODA Disbursements	0.13	0.12	0.14	0.16	0.14	0.15	0.14	0.16	0.12	0.14	0.15
Health Commitments per Capita (constant 2013 US\$)	4.28	5.88	4.88	1.41	2.45	5.69	3.08	8.75	4.39	6.30	3.46
Health Disbursements per Capita (constant 2013 US\$)	2.90	2.21	2.71	3.39	3.24	4.47	4.14	5.83	4.49	4.55	5.70
Regional Avg Health Commitments per Capita (const. 2013 US\$)	0.67	0.72	1.14	1.51	1.43	1.02	0.81	0.86	1.13	0.91	1.37
Regional Avg Health Disbursements per Capita (const. 2013 US\$)	0.62	0.71	0.78	0.81	0.79	0.86	1.00	1.08	1.10	1.06	1.24
Total Expenditure on Health (curr US\$ p.c.)	14.35	16.88	18.69	19.74	23.28	27.11	28.73	35.62	41.42	35.85	39.03
General Government Expenditure on Health (curr US\$ p.c.)	3.92	4.51	5.17	6.94	8.26	10.58	11.53	14.83	18.78	14.16	16.89
Private Expenditure on Health (curr US\$ p.c.)	10.43	12.37	13.51	12.81	15.03	16.53	17.20	20.79	22.64	21.69	22.13



Purpose of Allocation of ODA for Health

COMMITMENTS	2003	2004	2005	2006	2007	2008	2009	2010	2011	2012	2013
Health Policy & Admin Management	23.76	58.38	22.36	7.78	3.97	10.49	11.07	17.47	16.05	30.69	16.21
MDG6 (Control of HIV/AIDs, TB, Malaria and other diseases)	23.91	22.34	47.03	10.93	32.17	41.64	15.11	84.91	35.38	43.42	28.57
Other Health Purposes	14.62	64.47	16.13	12.56	11.37	60.24	27.47	116.62	48.02	67.70	28.40
Reproductive Health & Family Planning	44.22	3.06	39.03	5.09	16.33	37.32	28.31	16.10	19.99	31.57	23.15
Grand Total	106.50	148.26	124.54	36.36	63.86	149.69	81.97	235.11	119.44	173.38	96.33

DISBURSEMENTS	2003	2004	2005	2006	2007	2008	2009	2010	2011	2012	2013
Health Policy & Admin Management	20.64	6.15	8.97	7.15	10.98	24.90	20.96	27.85	12.90	21.47	21.82
MDG6 (Control of HIV/AIDs, TB, Malaria and other diseases)	20.97	26.35	24.10	23.42	26.03	31.33	30.07	43.64	33.70	32.65	39.63
Other Health Purposes	17.68	12.29	16.17	23.34	31.56	34.49	32.78	60.18	56.99	50.09	74.88
Reproductive Health & Family Planning	12.74	10.92	19.96	33.46	15.79	26.83	26.17	24.96	18.36	20.84	22.41
Grand Total	72.04	55.70	69.21	87.36	84.37	117.55	109.98	156.63	121.95	125.04	158.75



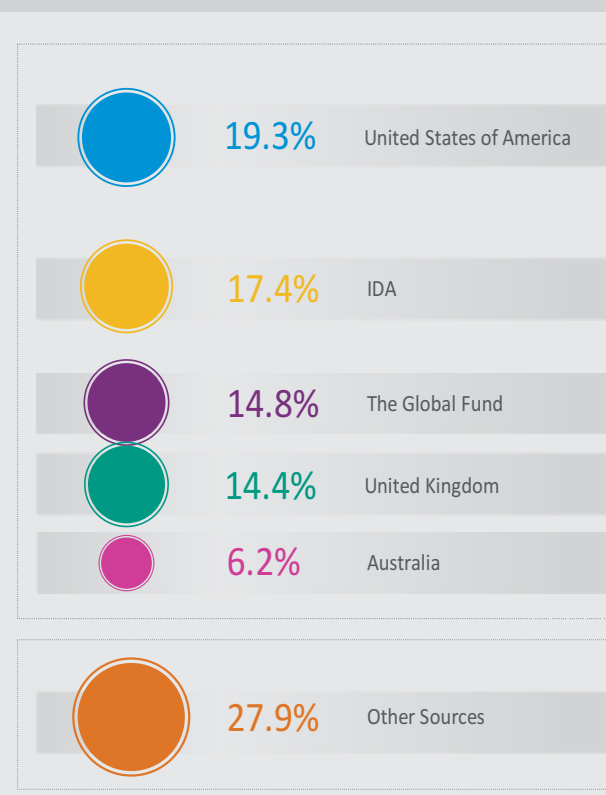
In the period 2012-2013 the total amount of US\$ Million **283.79** was disbursed from donors for implementation in **915** different transfers

HOW MUCH DONORS DISBURSED IN 2012-2013

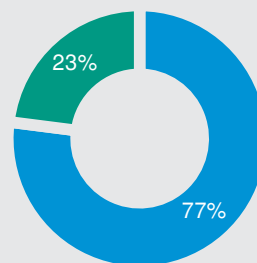
Bilateral	Number of Disbursements	Total
Australia	11	17.72
Austria	10	0.93
Belgium	10	0.81
Canada	27	1.86
Denmark	2	0.26
Finland	17	1.67
France	4	0.01
Germany	22	17.34
Ireland	1	0.01
Italy	2	0.06
Japan	35	4.14
Luxembourg	12	0.93
Norway	24	3.23
Poland	1	0.01
Republic of Korea	77	6.72
Sweden	10	0.05
Switzerland	6	1.65
United Arab Emirates	1	0.17
United Kingdom	15	40.94
United States of America	245	54.68
TOTAL	532	153.19

Multilateral/Foundation	Number of Disbursements	Total
BMGF	17	5.36
EU Institutions	17	3.52
GAVI	8	10.85
IDA	18	49.27
OFID	1	0.14
The Global Fund	13	41.98
UNAIDS	17	1.35
UNDP	1	0.34
UNFPA	211	7.73
UNICEF	38	3.01
WFP	2	0.87
WHO	40	6.18
TOTAL	383	130.60

ACRONYMS: AFRO-WHO African Region; AMRO-WHO Region of the Americas; EMRO – WHO Eastern Mediterranean Region; EURO-WHO European Region; MDG-Millennium Development Goals; SEARO-WHO South-East Asia Region; UN – United Nations; WPRO-WHO Western Pacific Region; AfDB-African Development Bank; AfDF-African Development Fund; Arab Fund (AFESD)-Arab Fund for Economic and Social Development; AsDB Special Funds-Asian Development Bank; BADEA-Banque Arabe de Développement Economique en Afrique; CEB-Council of Europe Development Bank; EU Institutions-European Commission, European Community; GAVI-Global Alliance for Vaccines and Immunization; IDA-International Development Association (World Bank); IDB Sp.Fund-Inter-American Development Bank, Special Fund; OFID-OPEC Fund for International Development; The Global Fund-The Global Fund to Fight AIDS, Tuberculosis and Malaria; UNAIDS-Joint United Nations Programme on HIV/AIDS; UNDP – United Nations Development Programme; UNFPA-United Nations Population Fund; UNICEF-United Nations Children's Fund; UNPBF-United Nations Peacebuilding Fund; UNRWA-United Nation Food and Relief Agency; WFP-World Food Programme; WHO-World Health Organization; BMGF-Bill & Melinda Gates Foundation

5 LARGEST SOURCES OF DISBURSEMENTS FOR HEALTH IN 2012-2013

7 largest SINGLE disbursements in 2012-2013

\$15.63m	2013	UNITED KINGDOM	Basic health care
\$11.13m	2012	UNITED KINGDOM	Basic health care
\$10.14m	2012	AUSTRALIA	Health policy & admin. management
\$7.55m	2013	IDA	Basic health care
\$7.30m	2013	IDA	Basic nutrition
\$7.30m	2013	IDA	Std control including hiv/aids
\$6.40m	2013	THE GLOBAL FUND	Tuberculosis control



7
Largest Disbursements
in 2012-2013

908
Other Disbursements
in 2012-2013

SOURCE: This information was extracted on 23/09/2015 from the Creditor Reporting System (CRS) database maintained by the Organization for Economic Co-operation and Development (OECD), Statistics Department (<https://stats.oecd.org/Index.aspx?DataSetCode=CRS1>).

DEFINITIONS: CRS financial data presented here are commitments and disbursements. A commitment is a firm written obligation by a government or official agency, backed by the appropriation or availability of the necessary funds, to provide resources of a specified amount under specified financial terms and conditions and for specified development purposes. A disbursement is the release of funds to, or the purchase of goods or services for, a recipient; by extension, the amount thus spent. Disbursements record the actual international transfer of financial resources, or of goods or services valued at the cost to the donor. It can take several years to disburse a commitment. Yearly commitments and disbursements are presented in constant 2013 US\$ to ensure comparability over years. ODA for health volumes are also presented in US\$ per capita per year and according to allocation (i.e. policy purpose). Policy purposes used here are based on the original CRS statistical purpose codes, but have been aggregated to reflect, as far as possible, global health development benchmarks (i.e. MDGs; Reproductive Health & Family Planning).