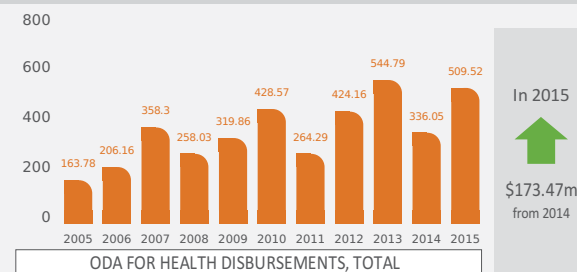
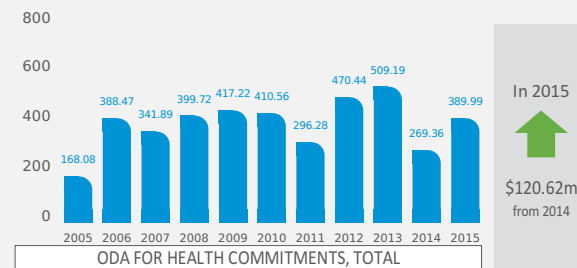


ODA Health Disbursements from 2005 to 2015 increased by **211%**. In 2015 **Reproductive H. & Family Planning** accounted for **38%** of all disbursements. It was **15%** in year 2005.

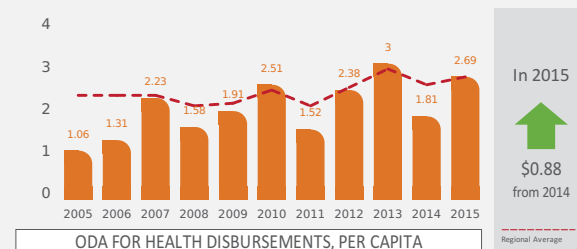
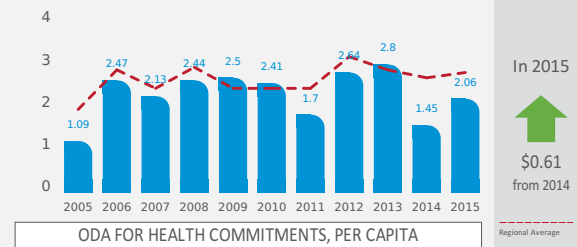
	2005	2006	2007	2008	2009	2010	2011	2012	2013	2014	2015
Population as at 30 June (Millions)	153.91	157.09	160.33	163.64	167.05	170.56	174.18	177.91	181.71	185.55	189.38
Commitments TOTAL ODA (Million Constant 2015 US\$)	3,081.16	2,428.97	2,908.99	2,364.17	5,089.94	4,514.12	3,466.00	3,966.61	3,162.92	4,171.05	4,140.72
Disbursements TOTAL ODA (Million Constant 2015 US\$)	1,674.23	2,271.69	2,141.65	1,286.52	2,825.47	3,540.52	3,834.04	2,664.00	2,769.41	4,020.59	4,401.83
ODA for Health Commitments (Million Constant 2015 US\$)	168.08	388.47	341.89	399.72	417.22	410.56	296.28	470.44	509.19	269.36	389.99
ODA for Health Disbursements (Million Constant 2015 US\$)	163.78	206.16	358.30	258.03	319.86	428.57	264.29	424.16	544.79	336.05	509.52
RATIO Health/Total ODA Commitments	0.05	0.16	0.12	0.17	0.08	0.09	0.09	0.12	0.16	0.06	0.09
RATIO Health/Total ODA Disbursements	0.10	0.09	0.17	0.20	0.11	0.12	0.07	0.16	0.20	0.08	0.12
Health Commitments per Capita (const. 2015 US\$)	1.09	2.47	2.13	2.44	2.50	2.41	1.70	2.64	2.80	1.45	2.06
Health Disbursements per Capita (const. 2015 US\$)	1.06	1.31	2.23	1.58	1.91	2.51	1.52	2.38	3.00	1.81	2.69
Regional avg Health Commitments per Capita (const. 2015 US\$)	1.93	2.82	2.41	2.91	2.41	2.39	2.39	3.19	2.84	2.65	2.78
Regional avg Health Disbursements per Capita (const. 2015 US\$)	2.42	2.44	2.38	2.15	2.23	2.52	2.17	2.60	3.03	2.66	2.86
Current Health Expenditure p.c. in current US\$	20.71	26.09	29.78	26.99	25.32	26.57	28.64	28.47	31.55	36.52	37.99
Domestic General Gvt. Health Expenditure p.c. in current US\$	4.52	4.25	6.35	5.18	5.50	5.85	7.43	8.18	8.52	9.37	10.43
Domestic Private Health Expenditure p.c. in current US\$	15.28	21.00	22.31	20.45	18.96	19.41	19.88	19.03	21.32	25.13	26.14
External Health Expenditure p.c. in current US\$	0.92	0.85	1.12	1.35	0.87	1.31	1.33	1.26	1.71	2.02	1.43



Purpose of Allocation of ODA for Health

COMMITMENTS	2005	2006	2007	2008	2009	2010	2011	2012	2013	2014	2015
Health Policy & Admin Management	44.42	26.29	70.99	2.10	31.21	4.76	7.05	6.52	91.46	4.74	11.50
MDG6 (Control of HIV/AIDs, TB, Malaria and other diseases)	39.71	91.34	100.86	32.33	161.78	83.55	175.61	96.79	86.87	44.46	110.29
Other Health Purposes	43.18	218.06	60.57	122.09	127.76	254.34	48.58	264.73	239.62	143.88	160.06
Reproductive Health & Family Planning	40.77	52.78	109.48	243.20	96.47	67.91	65.04	102.40	91.23	76.29	108.14
Grand Total	168.08	388.47	341.89	399.72	417.22	410.56	296.28	470.44	509.19	269.36	389.99

DISBURSEMENTS	2005	2006	2007	2008	2009	2010	2011	2012	2013	2014	2015
Health Policy & Admin Management	67.18	67.45	90.35	57.72	5.13	12.87	9.31	10.06	9.80	6.70	24.43
MDG6 (Control of HIV/AIDs, TB, Malaria and other diseases)	54.09	97.02	101.07	37.63	97.72	69.72	136.95	122.18	123.33	96.41	120.62
Other Health Purposes	18.21	31.04	85.46	122.36	143.18	267.29	53.97	202.96	265.70	135.43	170.56
Reproductive Health & Family Planning	24.29	10.65	81.43	40.32	73.83	78.70	64.06	88.97	145.95	97.51	193.92
Grand Total	163.78	206.16	358.30	258.03	319.86	428.57	264.29	424.16	544.79	336.05	509.52



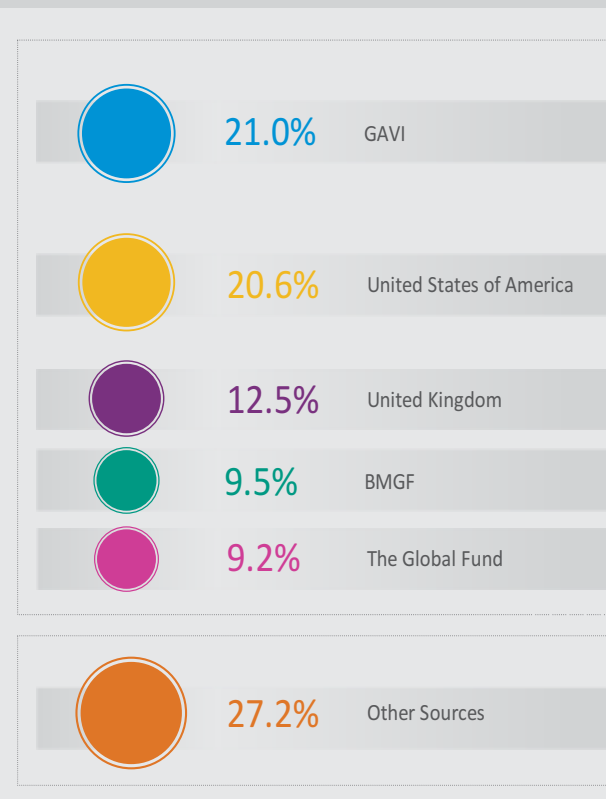
In the period 2014-2015 the total amount of US\$ Million **845.57** was disbursed from donors for implementation in **602** different transfers

HOW MUCH DONORS DISBURSED IN 2014-2015

Bilateral	Number of Disbursements	Total	Multilateral/Foundation	Number of Disbursements	Total
Australia	10	13.46	BMGF	50	80.56
Austria	1	0.01	EU Institutions	2	0.11
Canada	31	12.04	GAVI	14	177.37
Finland	2	0.18	IDA	16	34.59
France	2	5.79	OFID	1	0.05
Germany	33	35.75	The Global Fund	12	77.68
Italy	2	0.02	UNAIDS	16	0.96
Japan	41	22.44	UNFPA	104	9.65
Luxembourg	1	0.04	UNICEF	37	15.38
Norway	16	2.71	WFP	2	0.08
Poland	1	0.02	WHO	58	3.65
Republic of Korea	2	0.10			
Spain	4	0.11			
Sweden	12	0.49			
United Arab Emirates	12	71.99			
United Kingdom	36	105.98			
United States of America	84	174.35			
TOTAL	290	445.49	TOTAL	312	400.09

ACRONYMS: AfDB - African Development Bank; AfDF - African Development Fund; AFRO - WHO African Region; AMRO - WHO Region of the Americas; Arab Fund (AFESD) - Arab Fund for Economic and Social Development; AsDB Special Funds - Asian Development Bank; BADEA - Banque Arabe de Développement Economique en Afrique; BMGF - Bill & Melinda Gates Foundation; CEB - Council of Europe Development Bank; EMRO - WHO Eastern Mediterranean Region; EU Institutions - European Commission, European Community; EURO - WHO European Region; GAVI - Global Alliance for Vaccines and Immunization; IDA - International Development Association (World Bank); IDB Sp.Fund - Inter-American Development Bank, Special Fund; MDG - Millennium Development Goals; OFID - OPEC Fund for International Development; SEARO - WHO South East Asia Region; The Global Fund - The Global Fund to Fight AIDS, Tuberculosis and Malaria; UN - United Nations; UNAIDS - Joint United Nations Programme on HIV/AIDS; UNDP - United Nations Development Programme; UNFPA - United Nations Population Fund; UNICEF - United Nations Children's Fund; UNPBF - United Nations Peacebuilding Fund; UNRWA - United Nations Relief and Works Agency; WFP - World Food Programme; WHO - World Health Organization; WPRO - WHO Western Pacific Region

5 LARGEST SOURCES OF DISBURSEMENTS FOR HEALTH IN 2014-2015



7 largest SINGLE disbursements in 2014-2015

Amount	Year	Donor	Category
\$40.09m	2015	UNITED KINGDOM	Reproductive health care
\$37.75m	2015	GAVI	Basic health care
\$22.70m	2014	THE GLOBAL FUND	Tuberculosis control
\$22.67m	2015	UNITED STATES OF AMERICA	Family planning
\$22.18m	2015	GAVI	Basic health care
\$22.11m	2015	THE GLOBAL FUND	Tuberculosis control
\$21.54m	2014	GAVI	Basic health care

7 Largest Disbursements in 2014-2015

595 Other Disbursements in 2014-2015

SOURCE: This information was extracted on 10/01/2018 from the Creditor Reporting System (CRS) database maintained by the Organization for Economic Co-operation and Development (OECD), Statistics Department.

DEFINITIONS: CRS financial data presented here are commitments and disbursements. A commitment is a firm written obligation by a government or official agency, backed by the appropriation or availability of the necessary funds, to provide resources of a specified amount under specified financial terms and conditions and for specified development purposes. A disbursement is the release of funds to, or the purchase of goods or services for, a recipient; by extension, the amount thus spent. Disbursements record the actual international transfer of financial resources, or of goods or services valued at the cost to the donor. It can take several years to disburse a commitment. Yearly commitments and disbursements are presented in constant 2015 US\$ to ensure comparability over years. ODA for health volumes are also presented in US\$ per capita per year and according to allocation (i.e. policy purpose). Policy purposes used here are based on the original CRS statistical purpose codes, but have been aggregated to reflect, as far as possible, global health development benchmarks (i.e. MDGs; Reproductive Health & Family Planning).