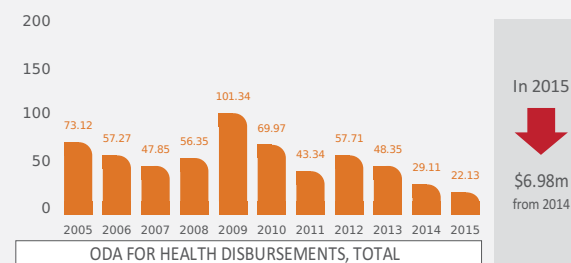
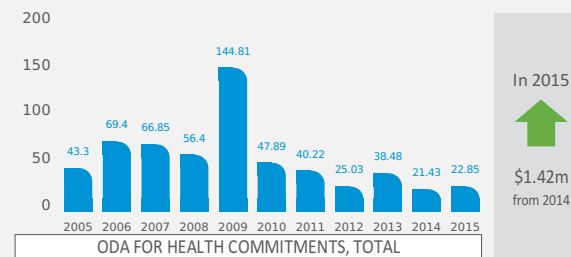


ODA Health Disbursements from 2005 to 2015 decreased by 70%. In 2015 **Other Health Purposes** accounted for 36% of all disbursements. It was 38% in year 2005.

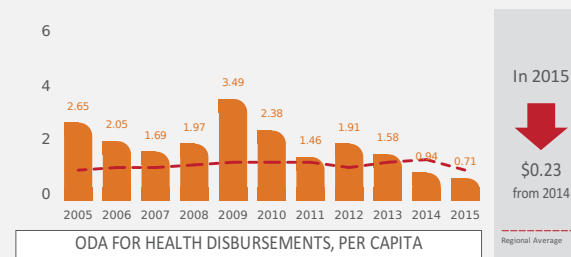
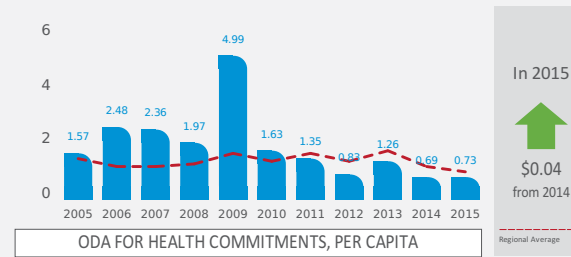
	2005	2006	2007	2008	2009	2010	2011	2012	2013	2014	2015
Population as at 30 June (Millions)	27.61	27.95	28.29	28.64	29.00	29.37	29.76	30.16	30.57	30.97	31.38
Commitments TOTAL ODA (Million Constant 2015 US\$)	510.15	756.11	475.73	572.12	736.67	641.99	518.40	637.70	567.83	595.68	578.85
Disbursements TOTAL ODA (Million Constant 2015 US\$)	693.95	637.84	703.88	615.68	595.10	635.75	674.68	495.33	473.76	468.92	521.57
ODA for Health Commitments (Million Constant 2015 US\$)	43.30	69.40	66.85	56.40	144.81	47.89	40.22	25.03	38.48	21.43	22.85
ODA for Health Disbursements (Million Constant 2015 US\$)	73.12	57.27	47.85	56.35	101.34	69.97	43.34	57.71	48.35	29.11	22.13
RATIO Health/Total ODA Commitments	0.08	0.09	0.14	0.10	0.20	0.07	0.08	0.04	0.07	0.04	0.04
RATIO Health/Total ODA Disbursements	0.11	0.09	0.07	0.09	0.17	0.11	0.06	0.12	0.10	0.06	0.04
Health Commitments per Capita (const. 2015 US\$)	1.57	2.48	2.36	1.97	4.99	1.63	1.35	0.83	1.26	0.69	0.73
Health Disbursements per Capita (const. 2015 US\$)	2.65	2.05	1.69	1.97	3.49	2.38	1.46	1.91	1.58	0.94	0.71
Regional avg Health Commitments per Capita (const. 2015 US\$)	1.39	1.16	1.15	1.24	1.62	1.32	1.61	1.33	1.72	1.17	0.93
Regional avg Health Disbursements per Capita (const. 2015 US\$)	1.00	1.09	1.14	1.26	1.30	1.31	1.34	1.15	1.33	1.40	1.04
Current Health Expenditure p.c. in current US\$	123.54	141.70	158.75	188.61	206.78	238.70	264.82	303.35	318.69	331.87	322.96
Domestic General Govt. Health Expenditure p.c. in current US\$	68.41	73.45	77.99	91.29	105.23	124.49	139.08	163.61	183.86	204.04	199.26
Domestic Private Health Expenditure p.c. in current US\$	52.17	65.15	78.45	95.26	97.15	109.68	122.11	137.31	132.22	124.84	122.15
External Health Expenditure p.c. in current US\$	2.96	3.10	2.31	2.06	4.40	4.53	3.63	2.43	2.60	2.99	1.54



Purpose of Allocation of ODA for Health

COMMITMENTS	2005	2006	2007	2008	2009	2010	2011	2012	2013	2014	2015
Health Policy & Admin Management	15.15	7.52	12.40	3.90	2.89	5.27	2.86	2.92	17.16	3.96	5.04
MDG6 (Control of HIV/AIDs, TB, Malaria and other diseases)	5.39	39.59	27.32	7.90	39.59	17.52	12.90	2.43	3.82	8.23	9.38
Other Health Purposes	19.82	20.00	13.44	17.59	86.07	15.77	11.36	11.88	13.84	7.32	7.45
Reproductive Health & Family Planning	2.94	2.29	13.70	27.01	16.26	9.33	13.11	7.79	3.66	1.92	0.99
Grand Total	43.30	69.40	66.85	56.40	144.81	47.89	40.22	25.03	38.48	21.43	22.85

DISBURSEMENTS	2005	2006	2007	2008	2009	2010	2011	2012	2013	2014	2015
Health Policy & Admin Management	14.42	14.63	7.56	4.86	3.91	5.77	3.66	3.56	6.08	9.35	7.26
MDG6 (Control of HIV/AIDs, TB, Malaria and other diseases)	24.50	15.90	16.74	21.24	31.28	30.82	16.30	9.66	6.59	7.21	4.99
Other Health Purposes	27.74	22.43	17.23	20.38	47.68	14.69	11.51	35.46	29.41	8.49	7.93
Reproductive Health & Family Planning	6.46	4.31	6.32	9.87	18.46	18.69	11.87	9.03	6.26	4.06	1.95
Grand Total	73.12	57.27	47.85	56.35	101.34	69.97	43.34	57.71	48.35	29.11	22.13



In the period 2014-2015 the total amount of US\$ Million **51.24** was disbursed from donors for implementation in **361** different transfers

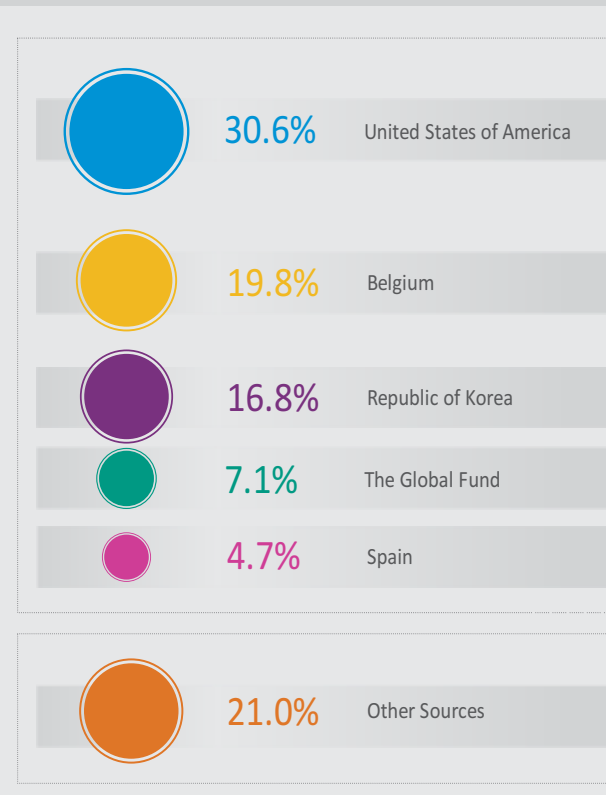
HOW MUCH DONORS DISBURSED IN 2014-2015

Bilateral	Number of Disbursements	Total
Austria	1	0.01
Belgium	11	10.15
Canada	23	0.61
Finland	4	0.34
France	15	1.37
Germany	5	0.37
Ireland	2	0.18
Italy	20	0.91
Japan	13	0.61
Luxembourg	3	0.13
Republic of Korea	27	8.61
Spain	65	2.39
Sweden	8	0.45
United Kingdom	6	0.37
United States of America	50	15.69
TOTAL	253	42.19

Multilateral/Foundation	Number of Disbursements	Total
BMGF	5	0.81
EU Institutions	9	0.58
IDB Sp.Fund	2	0.14
The Global Fund	3	3.64
UNAIDS	12	1.14
UNFPA	53	2.32
UNICEF	24	0.43
TOTAL	108	9.05

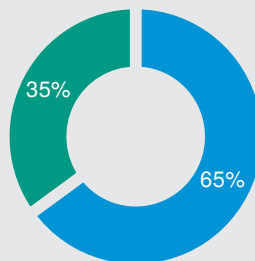
ACRONYMS: AfDB - African Development Bank; AfDF - African Development Fund; AFRO - WHO African Region; AMRO - WHO Region of the Americas; Arab Fund (AFESD) - Arab Fund for Economic and Social Development; AsDB Special Funds - Asian Development Bank; BADEA - Banque Arabe de Développement Economique en Afrique; BMGF - Bill & Melinda Gates Foundation; CEB - Council of Europe Development Bank; EMRO - WHO Eastern Mediterranean Region; EU Institutions - European Commission, European Community; EURO - WHO European Region; GAVI - Global Alliance for Vaccines and Immunization; IDA - International Development Association (World Bank); IDB Sp.Fund - Inter-American Development Bank, Special Fund; MDG - Millennium Development Goals; OFID - OPEC Fund for International Development; SEARO - WHO South East Asia Region; The Global Fund - The Global Fund to Fight AIDS, Tuberculosis and Malaria; UN - United Nations; UNAIDS - Joint United Nations Programme on HIV/AIDS; UNDP - United Nations Development Programme; UNFPA - United Nations Population Fund; UNICEF - United Nations Children's Fund; UNPBF - United Nations Peacebuilding Fund; UNRWA - United Nations Relief and Works Agency; WFP - World Food Programme; WHO - World Health Organization; WPRO - WHO Western Pacific Region

5 LARGEST SOURCES OF DISBURSEMENTS FOR HEALTH IN 2014-2015



7 largest SINGLE disbursements in 2014-2015

\$3.31m	2015	BELGIUM	Health policy & administrative management
\$2.80m	2014	BELGIUM	Health policy & administrative management
\$2.55m	2014	THE GLOBAL FUND	Std control including hiv/aids
\$2.55m	2015	REPUBLIC OF KOREA	Health policy & administrative management
\$2.32m	2014	REPUBLIC OF KOREA	Health policy & administrative management
\$2.25m	2014	UNITED STATES OF AMERICA	Basic health care
\$2.23m	2015	UNITED STATES OF AMERICA	Malaria control



7
Largest Disbursements
in 2014-2015

354
Other Disbursements
in 2014-2015

SOURCE: This information was extracted on 10/01/2018 from the Creditor Reporting System (CRS) database maintained by the Organization for Economic Co-operation and Development (OECD), Statistics Department.

DEFINITIONS: CRS financial data presented here are commitments and disbursements. A commitment is a firm written obligation by a government or official agency, backed by the appropriation or availability of the necessary funds, to provide resources of a specified amount under specified financial terms and conditions and for specified development purposes. A disbursement is the release of funds to, or the purchase of goods or services for, a recipient; by extension, the amount thus spent. Disbursements record the actual international transfer of financial resources, or of goods or services valued at the cost to the donor. It can take several years to disburse a commitment. Yearly commitments and disbursements are presented in constant 2015 US\$ to ensure comparability over years. ODA for health volumes are also presented in US\$ per capita per year and according to allocation (i.e. policy purpose). Policy purposes used here are based on the original CRS statistical purpose codes, but have been aggregated to reflect, as far as possible, global health development benchmarks (i.e. MDGs; Reproductive Health & Family Planning).