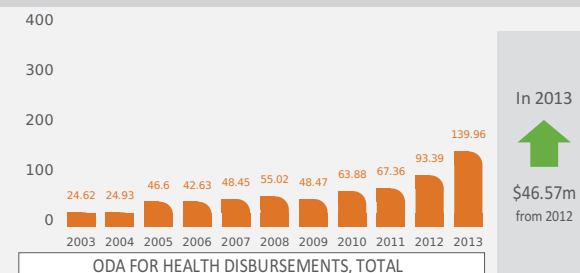
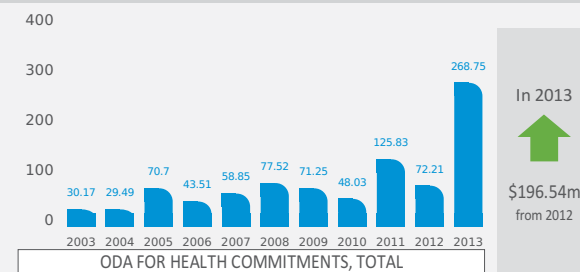


ODA Health Disbursements from 2003 to 2013 increased by 468%. In 2013 **Other Health Purposes** accounted for 61% of all disbursements. It was 20% in year 2003.

	2003	2004	2005	2006	2007	2008	2009	2010	2011	2012	2013
Population as of 30 June (Millions)	19.37	19.93	20.50	21.09	21.70	22.32	22.95	23.59	24.23	24.88	25.53
Commitments TOTAL ODA (Million constant 2013 US\$)	458.12	579.48	408.31	361.67	396.66	830.33	1,692.29	971.44	902.32	954.01	1,447.14
Disbursements TOTAL ODA (Million constant 2013 US\$)	294.33	320.20	445.46	408.53	360.06	554.03	683.13	784.86	591.09	828.54	1,127.99
ODA for Health Commitments (Million constant 2013 US\$)	30.17	29.49	70.70	43.51	58.85	77.52	71.25	48.03	125.83	72.21	268.75
ODA for Health Disbursements (Million constant 2013 US\$)	24.62	24.93	46.60	42.63	48.45	55.02	48.47	63.88	67.36	93.39	139.96
RATIO Health/Total ODA Commitments	0.07	0.05	0.17	0.12	0.15	0.09	0.04	0.05	0.14	0.08	0.19
RATIO Health/Total ODA Disbursements	0.08	0.08	0.10	0.10	0.13	0.10	0.07	0.08	0.11	0.11	0.12
Health Commitments per Capita (constant 2013 US\$)	1.56	1.48	3.45	2.06	2.71	3.47	3.10	2.04	5.19	2.90	10.53
Health Disbursements per Capita (constant 2013 US\$)	1.27	1.25	2.27	2.02	2.23	2.46	2.11	2.71	2.78	3.75	5.48
Regional Avg Health Commitments per Capita (const. 2013 US\$)	1.82	2.35	2.04	3.02	2.59	3.22	2.68	2.81	2.38	3.42	3.11
Regional Avg Health Disbursements per Capita (const. 2013 US\$)	0.83	1.32	2.53	2.60	2.55	2.36	2.46	2.76	2.43	2.88	3.40
Total Expenditure on Health (curr US\$ p.c.)	35.55	39.01	43.31	53.19	59.51	71.67	68.06	70.22	67.24	76.44	74.47
General Government Expenditure on Health (curr US\$ p.c.)	15.50	14.77	14.67	16.80	17.70	21.92	17.11	17.64	18.01	21.14	18.58
Private Expenditure on Health (curr US\$ p.c.)	20.05	24.24	28.64	36.39	41.81	49.75	50.95	52.58	49.22	55.29	55.89

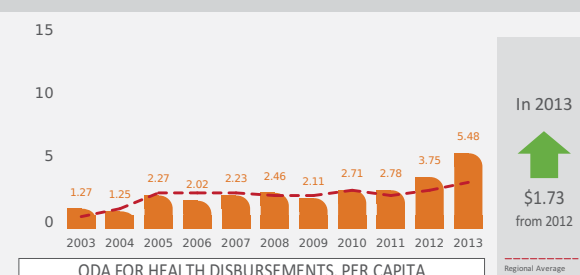
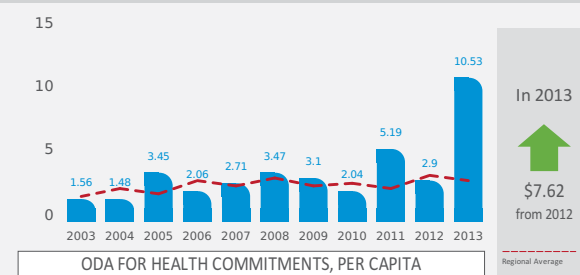


### Purpose of Allocation of ODA for Health

COMMITMENTS	2003	2004	2005	2006	2007	2008	2009	2010	2011	2012	2013
Health Policy & Admin Management	3.20	14.51	19.15	1.49	1.32	1.52	2.03	1.98	20.00	3.30	145.14
MDG6 (Control of HIV/AIDs, TB, Malaria and other diseases)	5.57	1.14	13.89	11.72	5.81	20.67	32.02	3.47	24.12	1.82	14.92
Other Health Purposes	14.88	3.37	3.23	2.00	20.51	14.08	9.83	21.31	38.94	47.59	78.54
Reproductive Health & Family Planning	6.52	10.47	34.43	28.29	31.21	41.24	27.37	21.27	42.76	19.49	30.15
<b>Grand Total</b>	<b>30.17</b>	<b>29.49</b>	<b>70.70</b>	<b>43.51</b>	<b>58.85</b>	<b>77.52</b>	<b>71.25</b>	<b>48.03</b>	<b>125.83</b>	<b>72.21</b>	<b>268.75</b>

DISBURSEMENTS	2003	2004	2005	2006	2007	2008	2009	2010	2011	2012	2013
Health Policy & Admin Management	6.67	8.30	8.66	5.76	3.85	6.26	3.57	2.46	5.41	4.61	6.26
MDG6 (Control of HIV/AIDs, TB, Malaria and other diseases)	7.32	4.59	15.37	11.26	8.08	13.70	7.70	16.54	6.30	17.44	15.27
Other Health Purposes	4.86	4.83	9.56	3.91	18.66	17.57	15.85	23.60	45.12	41.84	85.09
Reproductive Health & Family Planning	5.78	7.21	13.01	21.70	17.85	17.49	21.35	21.28	10.53	29.51	33.34
<b>Grand Total</b>	<b>24.62</b>	<b>24.93</b>	<b>46.60</b>	<b>42.63</b>	<b>48.45</b>	<b>55.02</b>	<b>48.47</b>	<b>63.88</b>	<b>67.36</b>	<b>93.39</b>	<b>139.96</b>



In the period 2012-2013 the total amount of US\$ Million **233.35** was disbursed from donors for implementation in **285** different transfers

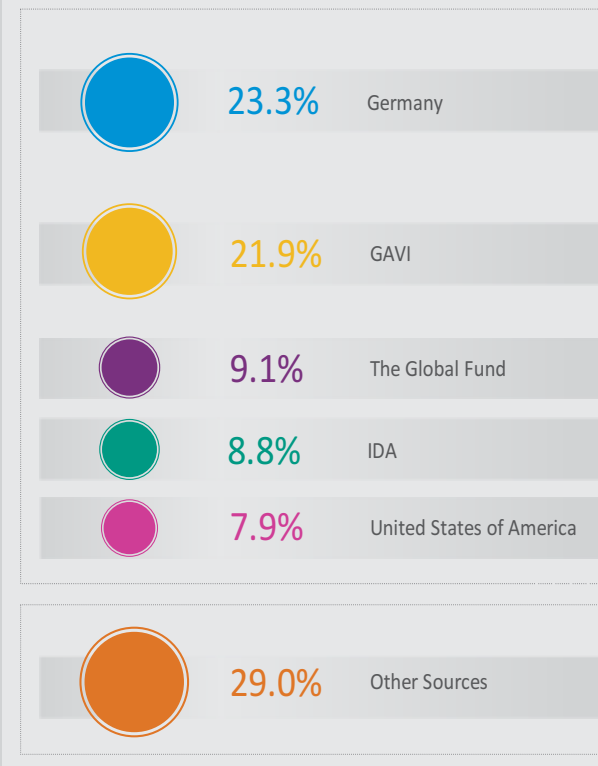
### HOW MUCH DONORS DISBURSED IN 2012-2013

Bilateral	Number of Disbursements	Total
Canada	1	1.46
Denmark	1	0.74
Finland	1	0.25
France	1	0.06
Germany	11	54.26
Greece	1	0.00
Italy	1	0.00
Japan	9	4.96
Netherlands	15	13.85
Norway	2	0.47
Sweden	7	0.19
Switzerland	1	0.00
United Arab Emirates	12	3.96
United Kingdom	2	15.65
United States of America	35	18.35
TOTAL	100	114.20

Multilateral/Foundation	Number of Disbursements	Total
Arab Fund (AFESD)	2	0.25
BMGF	3	0.65
EU Institutions	26	11.64
GAVI	15	51.07
IDA	8	20.65
OFID	1	0.65
The Global Fund	6	21.32
UNAIDS	9	0.45
UNDP	1	0.04
UNFPA	54	4.77
UNICEF	19	3.97
WFP	1	0.05
WHO	40	3.63
TOTAL	185	119.15

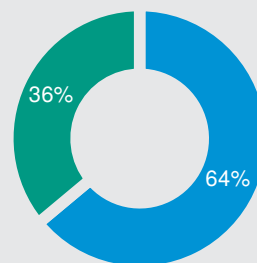
**ACRONYMS:** AFRO-WHO African Region; AMRO-WHO Region of the Americas; EMRO – WHO Eastern Mediterranean Region; EURO-WHO European Region; MDG-Millennium Development Goals; SEARO-WHO South-East Asia Region; UN – United Nations; WPRO-WHO Western Pacific Region; AfDB-African Development Bank; AfDF-African Development Fund; Arab Fund (AFESD)-Arab Fund for Economic and Social Development; AsDB Special Funds-Asian Development Bank; BADEA-Banque Arabe de Développement Economique en Afrique; CEB-Council of Europe Development Bank; EU Institutions-European Commission, European Community; GAVI-Global Alliance for Vaccines and Immunization; IDA-International Development Association (World Bank); IDB Sp.Fund-Inter-American Development Bank, Special Fund; OFID-OPEC Fund for International Development; The Global Fund-The Global Fund to Fight AIDS, Tuberculosis and Malaria; UNAIDS-Joint United Nations Programme on HIV/AIDS; UNDP – United Nations Development Programme; UNFPA-United Nations Population Fund; UNICEF-United Nations Children’s Fund; UNPBF-United Nations Peacebuilding Fund; UNRWA-United Nation Food and Relief Agency; WFP-World Food Programme; WHO-World Health Organization; BMGF-Bill & Melinda Gates Foundation

### 5 LARGEST SOURCES OF DISBURSEMENTS FOR HEALTH IN 2012-2013



### 7 largest SINGLE disbursements in 2012-2013

\$33.19m	2013	GERMANY	Basic nutrition
\$10.27m	2013	UNITED KINGDOM	Basic nutrition
\$9.88m	2012	THE GLOBAL FUND	Malaria control
\$9.04m	2012	GAVI	Basic health care
\$7.59m	2012	GERMANY	Reproductive health care
\$6.96m	2013	GAVI	Basic health care
\$6.48m	2013	GAVI	Basic health care



**7**  
Largest Disbursements  
in 2012-2013

**278**  
Other Disbursements  
in 2012-2013

**SOURCE:** This information was extracted on 23/09/2015 from the Creditor Reporting System (CRS) database maintained by the Organization for Economic Co-operation and Development (OECD), Statistics Department (<https://stats.oecd.org/Index.aspx?DataSetCode=CRS1>).

**DEFINITIONS:** CRS financial data presented here are commitments and disbursements. A commitment is a firm written obligation by a government or official agency, backed by the appropriation or availability of the necessary funds, to provide resources of a specified amount under specified financial terms and conditions and for specified development purposes. A disbursement is the release of funds to, or the purchase of goods or services for, a recipient; by extension, the amount thus spent. Disbursements record the actual international transfer of financial resources, or of goods or services valued at the cost to the donor. It can take several years to disburse a commitment. Yearly commitments and disbursements are presented in constant 2013 US\$ to ensure comparability over years. ODA for health volumes are also presented in US\$ per capita per year and according to allocation (i.e. policy purpose). Policy purposes used here are based on the original CRS statistical purpose codes, but have been aggregated to reflect, as far as possible, global health development benchmarks (i.e. MDGs; Reproductive Health & Family Planning).